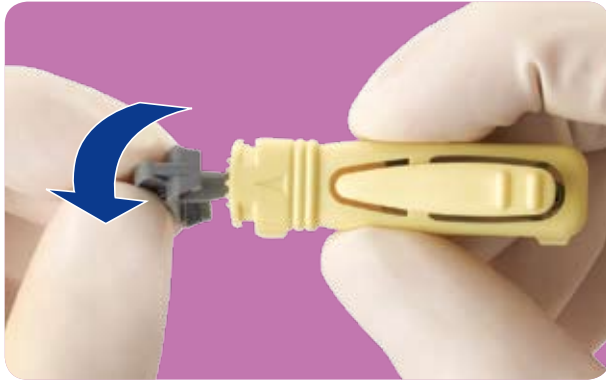




How to use Unistik® 3

1. Twist



Hold the Unistik 3 body and twist off the lancet cap until you feel it separate from the device. Don't pull, just twist. Dispose of the cap in a suitable container.

2. Sample



Choose a site as indicated by the shaded areas on pictures A and B. Press the Unistik 3 platform firmly against the chosen site and press the release button.

If required, massage the sample site, taking care not to squeeze too hard at the site.

The single-use needle retracts immediately after sampling leaving the device safe for immediate disposal. Use a suitable sharps container.