

Introducing the Welch Allyn® PanOptic™ Ophthalmoscope

Innovative Optics for Panoramic Views of the Fundus.

PanOptic Ordering Information:		
11810	11820	
<input type="radio"/>	<input type="radio"/>	3 Spot sizes: micro, small and large
<input type="radio"/>	<input type="radio"/>	Slit aperture
<input type="radio"/>	<input type="radio"/>	Red-free filter
<input type="radio"/>		Half-moon aperture (provides a combination of depth perception and field of view)
	<input type="radio"/>	Cobalt blue filter with add-on magnifying lens for corneal examinations (surrogate for Woods Light/black light)
PanOptic Specifications:		
Dimensions: 5.12" L x 1.40" W x 3.75" H without eyecup (with eyecup: 1.45" L)		
Weight: .48 lbs without eyecup; .50 lbs with eyecup		
Focusing Range: -20 to +20 diopters		
Component Information:		
Patient Eyecups (Package of 5 Reusable Eyecups) - 11870		
Halogen HPX Lamp - 03800		
Corneal Viewing Lens (for use with 11820) - 11875		
Diagnostic Set Carrying Case (hard) - 05258		

International Locations:

- Welch Allyn Canada Ltd. Tel: 905 890 0004 Fax: 905 890 0008
- Welch Allyn U.K. Ltd. Tel: 44 1296 682140 Fax: 44 1296 682104
- Welch Allyn Ireland Ltd. Tel: 353 46 79060 Fax: 353 46 27128
- Welch Allyn Italy Tel: 39 02 6699291 Fax: 39 02 6671 3599
- Welch Allyn Australia Pty. Ltd. Tel: 612 9638 3000 Fax: 612 9638 3500
- Welch Allyn Hong Kong Tel: 852 2886 8980 Fax: 852 2886 8360
- Welch Allyn China Tel: 86 21 6327 9631 Fax: 86 21 6327 9632
- Welch Allyn Japan K.K. Tel: 81 5212 7391 Fax: 81 3 3261 7372
- Welch Allyn Ltd. Singapore Tel: 65 291 0882 Fax: 65 291 5780
- Welch Allyn Ltd. Thailand Tel: 662 4400280 Fax: 662 4499984
- Welch Allyn Germany Tel: 49 7477 92 71 0 Fax: 49 7477 92 71 90
- Welch Allyn France Tel: 01 6009 3366 Fax: 01 6009 6797

For more information on the new Welch Allyn PanOptic, or to receive a FREE demonstration video or CD, call toll free 1-888-359-2394, option 1. Or visit www.panoptic.welchallyn.com, or send an e-mail to panoptic@mail.welchallyn.com





WelchAllyn®

WWW.PANOPTIC.WELCHALLYN.COM

WORLD HEADQUARTERS
 4341 STATE STREET ROAD, P.O. BOX 220
 SKANEATELES FALLS, NY 13153-0220
 (888) 359-2394 OPT. 1 FAX (315) 685-2174

SM2381 Rev. A Printed in USA

Field of View	
 Standard	 PanOptic
5X Larger View of the Fundus	

WelchAllyn®




Introducing the Welch Allyn PanOptic™ Ophthalmoscope.

Revolutionary new technology for a difference you can see.

Developed and patented by Welch Allyn — creator of the world's first hand-held direct illuminating ophthalmoscope — the new PanOptic is a breakthrough concept in ophthalmology. Thanks to an innovative, proprietary optical design known as Axial PointSource™ Optics, PanOptic will greatly enhance fundoscopic exams. Just look at all that PanOptic offers:

- Fast, easy entry into small, undilated pupils
- Superior views of the fundus — a field of view that is 5X larger than you see with standard scopes in an undilated eye
- A staggering 25° field of view versus the 5° field of view of standard scopes
- A 26% increase in magnification, making it easier to see retinal details
- Complete compatibility with existing Welch Allyn 3.5v power sources

Field of View



Standard



PanOptic

5X
Larger View
of the Fundus

Patient Eyecup: The eyecup establishes and maintains proper viewing distance, provides image stability, serves as a pivoting point for panning around the retina, helps with orientation, and screens out ambient light. The eyecup is cleanable and reusable.

Patented Axial PointSource Optics: This proprietary technology makes it easy to enter undilated pupils, and provides a 25° field of view, resulting in a view of the fundus that's 5X larger than you see with a standard ophthalmoscope in an undilated eye.

Patented Glare Extinguishment System: Prevents interference from unwanted glare and reflections.

Dynamic Focusing Wheel: Adjusts the focus in a continuous, smooth action for more precise control and optimum view. Available focusing range is -20 to +20 diopters.

PanOptic Soft Grip: Ergonomically designed for maximum comfort, balance, and access to controls.

Aperture Dial: Allows you to select micro, small, and large spot sizes. Also includes red-free filter and slit aperture. Optional half-moon aperture (11810 only) or cobalt blue filter with add-on magnifying lens (11820 only) for corneal exams.

Halogen HPX™ Lamp: Provides whiter, brighter light.

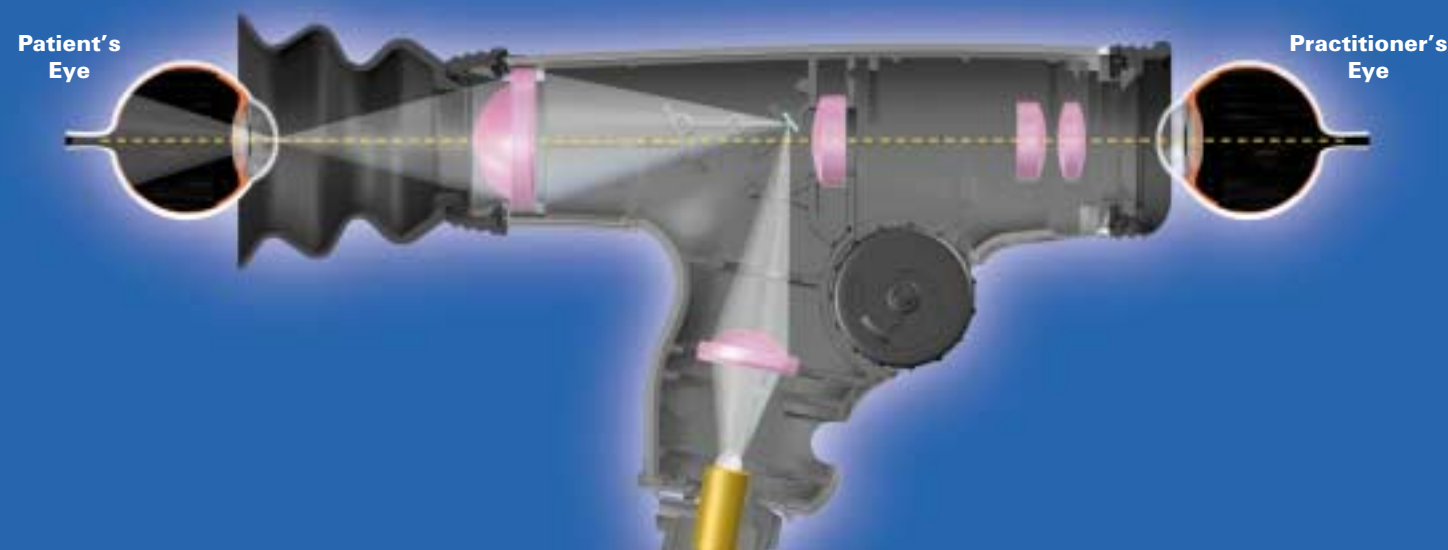
Welch Allyn 3.5v Power Sources: Compatible with any standard 3.5v power source including: desk charger handles, convertible battery handles, wall transformers and the new Lithium Ion Power Handle.

Desk Charger

Wall Transformer

Lithium Ion Power Handle

Breakthrough technology that breaks the field wide open.



What makes PanOptic so revolutionary? Quite simply, it's Welch Allyn's Axial PointSource Optics. By converging PanOptic's illumination to a point at the cornea, Axial PointSource Optics allows easy entry into even the smallest pupils. It then enables the illumination pathway to diverge to the retina, creating a very wide illuminated area of the fundus.

Simultaneously, PanOptic's unique viewing system allows the practitioner to see the illuminated area on virtually the same axis, creating the widest field of view attainable in undilated ophthalmoscopy. This means the practitioner is actually viewing the fundus through the mirror that directs the illumination into the eye, maximizing the alignment of the viewing axis with the illuminated area.

In addition to achieving superior views of the fundus, PanOptic also provides enhanced magnification — 26% more than standard scopes — making it easier to see retinal details.

The bottom line? Welch Allyn's PanOptic provides a dramatic difference you can see right away. And that translates into easier, more complete fundoscopic exams the likes of which you've never seen before.