

How to disinfect the Mini-Wright Standard Peak Flow Meter, the AFS Low Range Mini Peak Flow meter, Airzone and the Mini-Wright Digital

Introduction

The Mini-Wright Peak Flow Meter was designed as a portable device to help healthcare professionals monitor lung function; to minimise the risk of cross-infection, it has an integral one-way valve that prevents the patient from breathing in any of the previous patient's exhaled breath that could remain in the meter (Mini-Wright Digital does not have a one-way valve).

The importance of peak flow monitoring results in many patients receiving their own personal Meter for home monitoring of lung function, through prescription or recommended purchase; Doctors surgeries and Hospitals may also wish to issue Peak Flow Meters on a loan basis and therefore need a means of reprocessing each device before reissue. The following instructions have been prepared to facilitate multiple-patient use.

Note: We would recommend that if the last user was diagnosed or suspected of having a serious communicable disease that the meter should be disposed of.

Devices used for multiple patients may need to be replaced more often than those used by only one person.

We would recommend the use of one-way valve mouthpieces with our range of mini Wright peak flow meters in order to reduce the risk of cross contamination within multi patient use conditions.

Please note that the one-way valve mouthpiece is a single patient use device and therefore must be discarded after every use.

Single patient medical devices are may be used for more than one episode on one patient only.

Frequency of disinfecting the Mini Wright Range of Peak flow Meters

The following recommendations for disinfecting peak flow meter frequencies are presented as a guide only. In practice, the person responsible for the clinical wellbeing of the patient should consider the specific circumstances of the next patient and the risk posed by cross-infection.

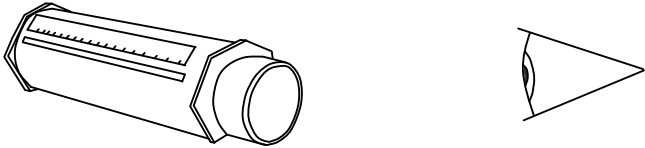
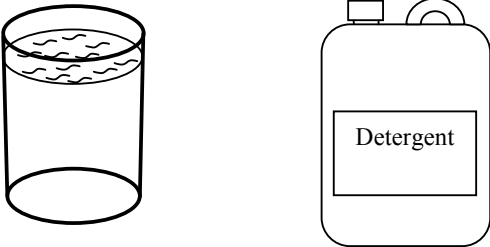


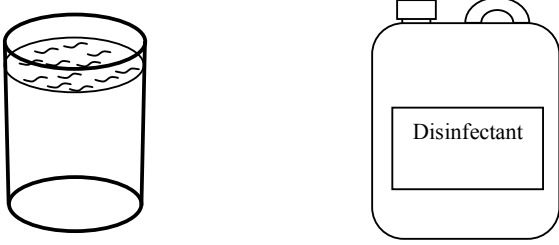
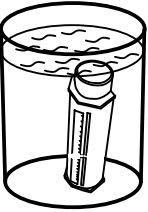
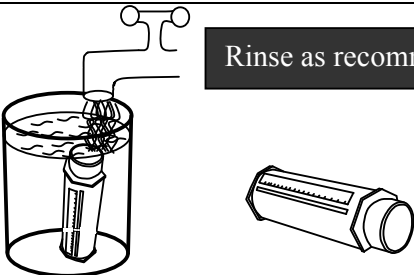
Mouthpiece Type	Disposable One-Way cardboard mouthpieces (Single use device*)	Disposable bacterial filters (Single use device*)	Disposable cardboard mouthpieces (Single use device*)	Sterilizable plastic mouthpieces
Frequency	Dispose after each use	Dispose after each use	Dispose after each use	Between Patients

* Single Use Device means "Do Not Reuse" (EN 980:2008), Clement Clarke Int. Ltd consider that multiple measurements being made by the same patient in one consultation can be considered as a "Single Use" as long as the mouthpiece/filter is not damaged between measurements. This interpretation cannot be applied to all devices marked as "single Use".

Reprocessing - Sterilizable Plastic Mouthpiece

- Clean using an automatic dishwasher (2 min pre-wash, 3 min detergent wash, dry)
- Autoclave in saturated steam (max. 134°C - 137°C) for 3 minutes (refer to autoclave manufacturers instructions for details of cycles available).
- Alternatively, the method below can be used to disinfect the mouthpiece.

Cleaning & Disinfection

1		Inspect the unit for signs of damage or wear, if any is evident replace meter.
2		Prepare a solution of detergent in accordance with the manufacturer instructions in a container large enough for the Peak Flow Meter(s) to be totally submerged.
3	 <p>Leave in solution for recommend time</p>	Agitate the meter whilst in the solution to ensure any trapped air is expelled. Do not use any mechanical aids such as brushes or cloths.
4	 <p>Rinse as recommended</p>	Rinse and dry as recommended.
5		Prepare a quantity of your chosen disinfectant in a suitable container.
6	 <p>Leave in solution for recommend time</p>	Immerse the Peak Flow Meter, again agitate the meter to ensure air is expelled and leave it in the solution for the recommended time
7	 <p>Rinse as recommended</p> <p>Dry naturally</p>	Rinse as stated, shake gently to remove any excess water and allow to dry naturally, do not use hot air or a drying cupboard.

Detergents

The following detergents have been tested for compatibility with Clement Clarke Int. Ltd's, Peak Flow Meters.

Name	Solution strength	Comments
Lancerzyme	40 ml in 5 litres of water	Enzymatic cleaner
Cidezyme		Enzymatic cleaner
Hospec		

Disinfectants

The following disinfectants have been tested for compatibility with Clement Clarke Int. Ltd, Peak Flow Meters at the stated concentrations only.

Chemical type	Examples	Solution strength	Comments
Chlorine dioxide generator	Tristel one day	20ml in 1 litre of water	Safety data sheet and further information available from www.tristel.com
<i>ortho</i> -phthalaldehyde	Cidex OPA	Undiluted	
Sodium hypochlorite (NaOCL)	Milton,	1000 ppm	Ensure thorough rinsing, as corrosion of the metal parts will occur if exposed to chlorine for long periods.
Sodium dichloroisocyanurate (NaDCC)	Presept, Actichlor Sanichlor, Haz-Tab	1000 ppm	
Hydrogen peroxide and peroxygen compounds	Pera Safe,	1.62% w/volume	

- Clement Clarke Int. Ltd accepts no liability for damage caused to products if the above procedure and recommended solutions are not used.
- It is the user's responsibility to choose which of the recommended solutions are used within their establishment or hospital and we stress that the infection control nurse/department should be consulted when making the choice.
- It is the responsibility of the user to keep themselves current with the latest information from the relevant disinfectant manufacturer concerning instructions, effects, concentrations, and immersion times.

References: Chemical disinfection in hospitals – PHLS,
Sterilization, disinfection and cleaning of medical device equipment (MAC Manual) – MHRA